

Community District Education Council 26 (CEC26)

New York City Department of Education

Address: 61-15 Oceania Street, Bayside, NY 11364 Phone: (718) 631-6927 Fax: (718) 631-1347 E-mail: CEC26@schools.nyc.gov.

Council Members:

Alan Ong
Dilip Nath
John Gavros
Karen Rose Scutt

Michelle Liu
David Wong
Shengchao Yu
Adriana Aviles

Tanweer Ansari

Danielle Giunta
Community Superintendent
District 26

Website: www.cdec26.org

October 25, 2018

Calendar Meeting- 7:00 PM

Meeting called to Order and Roll Call at 7:08 PM by Alan Ong.

Present: Alan Ong (President), Adriana Aviles, Karen Rose Scutt, Shengchao Yu, David Wong and John Gavros, Michelle Liu, Dilip Nath and Roy Menendez & Shajid Ali Muhammad

Absent: Tanweer Ansari (excused)

Also Present: Lucius Young, Deputy Superintendent District 26, Kimberly D'Angelo, and District Family Coordinator

- I. Call to order by Alan Ong.
- II. Office of District Planning- Office of District Planning presented data on enrollment in District 26 (see Addendum A).
- III. **Superintendent's Report:**
 1. Diversity & Equity- We had an open call in leadership that included 35 members meeting to communicate with each other regarding building leadership in Diversity and Equity.
 2. We partnered with NYU to build partnership and create a series that will lead to equity and excellence for all schools.
 3. We are still continuing our leadership series
 4. Kim D'Angelo discussed upcoming workshops with CEC members regarding mental health series.
- IV. **Public Comment:**

John Gavros motioned to adjourn meeting. Motion passed unanimously. Meeting Adjourned at 8:59 PM.

October 25, 2018

Business Meeting

Meeting called to Order and Roll Call at 9:00 PM PM by Alan Ong.

Present: Alan Ong (President), Adriana Aviles, Karen Rose Scutt, Shengchao Yu, David Wong and John Gavros, Michelle Liu, Dilip Nath and Roy Menendez & Shajid Ali Muhammad

Absent: Tanweer Ansari (excused)

Also Present: Lucius Young, Deputy Superintendent District 26, Kimberly D'Angelo, and District Family Coordinator


- 1) Meeting was called to order by Alan Ong 9:01 PM.
- 2) Motion was made by Adriana Aviles for approval of September 27, 2018 minutes with amendments. Motion was approved unanimously.
- 3) David Wong shared information about balance in the budget and reviewed. Council approved budget unanimously.

- 4) Alan Ong shared information about CEC25 meeting regarding SHSAT and expected the same situation for our January meeting. He also attended PS 173 celebration.
- 5) Alan Ong shared information about Capital Plan and CEC26 requesting Principals to submit their top 5 choices for 2020-2024 Capital Plan.

Adjournment: Alan Ong made a motion to adjourn. John Gavros seconded the motion. All in favor. The meeting adjourned at 9:35 PM.

Absent: Tanweer notified Alan Ong of being absent due to surgery.

Addendum A-



Agenda

- Office of District Planning Overview
- District Planning Process
- District 26 Landscape
- Needs Analysis Discussion
- Questions and Contact Information
- Regulation A-190 and A-185 Timelines

Office of District Planning

The Division of School Planning and Development was formed in June 2018.

Within this Division, the Office of District Planning partners with schools, families, community stakeholders, superintendents, and other offices across the NYCDOE to drive equity and excellence, and to accelerate learning and instruction, through strategic district- and borough-based plans that optimize use of school buildings and learning spaces.

The District Planning Process

Citywide Planning Priorities

The Office of District Planning focuses on four main priority areas in its efforts to support schools to improve and provide an excellent education to all students.



Overcrowding and Transportable Classroom Units:

Schools where enrollment exceeds capacity or TCUs are required to accommodate students must be addressed in order to improve learning conditions for students. This may include identifying opportunities to increase capacity or shifting enrollment from overcrowded schools to those with available seats.



School Scale and Sustainability:

A number of schools across the city struggle with low enrollment, which creates budgetary and programmatic challenges. Supports or structural changes at these schools, such as mergers, aim to provide students with a more robust educational experience.



Programmatic Needs:

To ensure students in each district have access to the unique programming that supports their needs and interests, a variety of programs may be added or expanded. This includes District 75; specialized programming, such as Autism Spectrum Disorder programs; pre-K and 3K; Gifted and Talented; programs for over-age students; and more.



New and Reconfiguring Schools:

New schools in new construction or under-utilized space may increase the availability of seats in overcrowded areas and/or provide families with access to a wider variety of school options to meet their needs. As approved by their authorizers, charter schools may open or expand to serve new grade levels, and district schools may reconfigure the grades served to better align with standard entry points and meet demand at particular grade levels.

Levers for Change

In collaboration with school communities, Superintendents, and partner offices, including the Office of Space Planning, the Office of School Design and Charter Partnerships, and the Office of Student Enrollment in particular, the Office of District Planning develops and proposes important school changes. The following levers are used to address pressing district needs and improve educational options and learning conditions for students:

- Re-zoning in partnership with CEC
- Grade Reconfiguration
- Unzoning in partnership with CEC
- Re-siting
- Merger
- New Program
- Closure
- Enrollment Planning
- New School
- Redesign

District 26 School Count

Table 5: School Count^{1,2}

School Type	District Count
Elementary School	20
K-8	2
Middle School	5
High School	6
Total	33


1. As of the 2017-2018 school year.
2. There are no charter schools in District 26.

District 26 Enrollment Trends

Table 6: District 26 3-Year Enrollment Trend¹

Level	2015-2016	2016-2017	2017-2018
Pre-K	584	681	693
K-5	11,107	11,970	11,237
6-8	5,897	6,182	5,960
9-12	13,937	14,063	13,949
Total	31,535	32,896	31,839

Table 7: District 26 Total 3-Year Enrollment Trend (ES, MS, HS)



1. Based on Audited Registers for district schools.

District 26 Demographics: PK-8

Table 1: Student Ethnicity¹

Ethnicity	District 26	Borough	City
Asian	60%	29%	16%
Hispanic	14%	38%	41%
Black	5%	16%	25%
White	18%	13%	16%
Other	2%	3%	2%

Table 2: Other Student Demographics^{1,2,3,4}

Demographic	District 26	Borough	City
ELL	8%	16%	15%
FRL or HRA Eligible	51%	72%	74%
IEP	14%	16%	19%

1. Demographic data is based on students enrolled in district schools located in the district and is from the Audited Register as of October 31, 2017.
2. English Language Learner (ELL)
3. Free and Reduced-Priced Lunch (FRL) or Homeless Resource Administration (HRA) Eligible
4. Individualized Education Program (IEP)

District 26 Demographics: 9-12

Table 3: Student Ethnicity

Ethnicity	District 26	Borough	City
Asian	44%	27%	16%
Hispanic	21%	37%	40%
Black	20%	20%	28%
White	14%	12%	13%
Other	2%	3%	3%

Table 4: Other Student Demographics

Demographic	District 26	Borough	City
ELL	7%	12%	12%
FRL or HRA Eligible	70%	73%	74%
IEP	15%	14%	17%

District 26 Utilization Profile

The table below provides a summary of building and school utilization figures for District 26, which are described in further detail on the following slides.

Table 8: District 26 School and Building Utilization

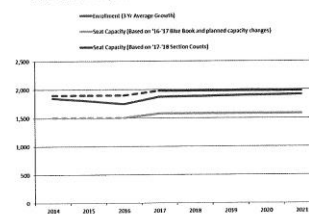
Category	Number
Over-utilized Schools ¹	25
Buildings with Remaining TCUs	1
Under-utilized Buildings ²	3

1. 2016-2017 Blue Book
2. 2017-2018 Under-Utilized Space Memorandum

Kindergarten Capacity and Projected Enrollment

Kindergarten enrollment in District 26 exceeds Blue Book capacity, however efficient programming allows schools to optimize space to accommodate current and projected kindergarten demand.

Table 9: District 26 Projected K Grade Enrollment Based on Historical Growth¹

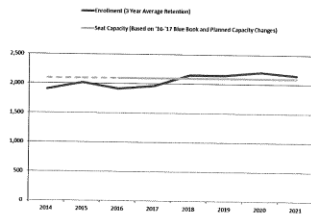


1. Chart includes district enrollment and capacity within the district.

Sixth Grade Capacity and Projected Enrollment

Middle school enrollment is approaching seat capacity and is projected to increase in future years across District 26. The DOE will continue to monitor enrollment and explore ways to maximize capacity to accommodate future growth.

Table 10: District 26 Projected 6th Grade Enrollment Based on K-5 Cohort Retention¹



1. Chart includes district enrollment and capacity within the district.

Over-Utilized Schools

The NYCDOE uses various strategies to alleviate overcrowding and address increases in enrollment. These strategies include new construction, rezoning the catchment areas of zoned schools, supporting principals in programming instructional space more efficiently, repurposing and creating capacity through room conversion projects, and siting new or expanded schools and programs in under-utilized facilities.

Table 11: District 26 Top 10 Over-Utilized Schools¹

Building ID	DBN	School Name	School (Org) Utilization
Q430	26Q430	Francis Lewis High School	207%
Q041	26Q041	P.S. 041 Crocheron	175%
Q094	26Q094	P.S. 094 David D. Porter	159%
Q415	26Q415	Benjamin N. Cardozo High School	156%
Q162	26Q162	P.S. 162 John Golden	156%
Q018	26Q018	P.S. 018 Winchester	153%
Q203	26Q203	P.S. 203 Oakland Gardens	153%
Q405	26Q405	Bayside High School	150%
Q046	26Q046	P.S. 046 Alley Pond	150%
Q031	26Q031	P.S. 031 Bayside	147%

1. Source: 2016-2017 Blue Book

Needs Analysis



Overcrowding and Transportable Classroom Units

District Need:

Additional Elementary Capacity:

- Overcrowding at the elementary school level is persistent throughout the district; it is mainly concentrated in the neighborhoods of Fresh Meadows, Bayside, and Oakland Gardens.
 - Of the 20 elementary schools in the district, 17 operated with a utilization rate at or above 100% in the 2017-2018 school year.
 - In the 2018-2019 school year, P.S./J.S. 178 has a zoned kindergarten waitlist.
- The Superintendent, the Office of District Planning, and the Office of Student Enrollment will continue to work with principals to closely monitor enrollment trends and zone sizes at schools in District 26.

Under-Utilized Buildings

Each year, the NYCDOE publishes a list of under-utilized buildings. Inclusion on this list recognizes that a building potentially has excess space for the 2018-2019 school year that can be utilized more efficiently, but does not imply the NYCDOE will necessarily propose a change in building utilization. Any proposed changes would be preceded by an analysis of available space, as well as extensive community engagement.

Table 12: District 26 Under-Utilized Buildings¹

Excess Seats	Building ID	Schools in Building	Building Utilization Rate
150 - 299 seats	Q172	Irwin Altman Middle School 172	81%
300+	Q067	J.H.S. 67 Louis Pasteur	71%
	Q435	Martin Van Buren School, Business Technology Early College High School	65%

1. Source: Under-Utilized Space Memorandum as of July 17, 2018, available at: <https://www.schools.nyc.gov/about-us/school-planning/district-planning-and-the-2016-2017-blue-book-for-utilization-rates>

Renewal Schools

The Renewal School program supports long-struggling schools by setting clear goals, providing targeted resources, and holding each school accountable for sustainable improvement. The table below shows District 26 schools in the Renewal Program for the 2018-2019 school year.

Table 13: District 26 Renewal Schools

DBN	School Name	Grade Span	Status	2017-2018 Enrollment ¹
26Q435	Martin Van Buren High School	9-12	Renewal	1,174

1. Source: Audited Register as of October 31, 2017